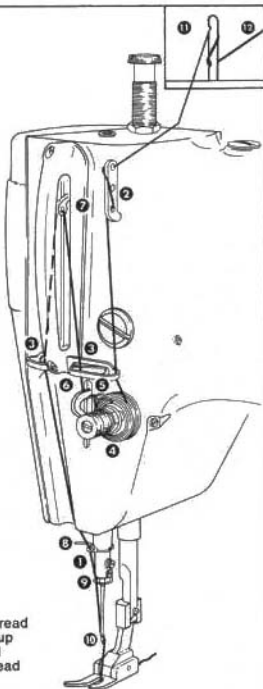
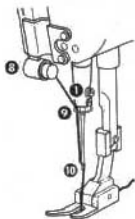
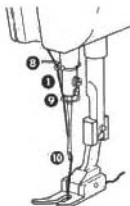


Needle threading



1 Move needle bar to highest point

2 Lead thread through thread retainer

3 Down through thread eyelet and thread guard.

4 Into and around tension assembly

5 Over thread take-up spring

6 Under slack thread regulator and up through thread eyelet and thread guard

7 To take-up lever eyelet and down through thread eyelet and thread guard

8 To needle bar bushing thread eyelet or thread retainer

9 To needle bar thread guard

10 To needle—thread from left to right

11 Spool pin on arm

12 To thread supply